

# QUICK GUIDE



CamSC



APP Store



Google play



Scan QR code  
to download APP

## 1. Download & Install APP

(**Tips:** Please allow "CamSC" to notification, Bluetooth and location while using the App.)



6:33

mi. 40

Other countries



Please enter email address

Please enter the password

Remember Me

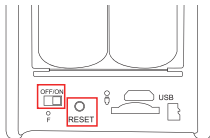
LOGIN

FORGOT PASSWORD?

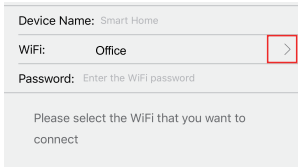
REGISTRATION

## 2. Enter APP, select your region and register.

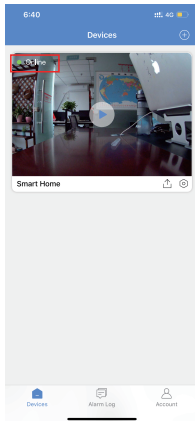
(**Tips:** If a code doesn't arrive, please check your spam folder first.)



3. Open the side cover by slide off the bottom bracket. Turn ON top switch, press reset key 4 seconds till a beep sound (Pairing mode is ready now).



4. Enter APP, Click + > Smart Home > Pairing Mode > Click device name > Select WiFi > Input password > NEXT.



5. Device online in around 10 seconds & Wi-Fi live streaming video is ready.